

Cable Reel Specification Check List

Before using the Cable Reel Catalog and Cable Reel Selection Chart (available as a separate book), please take a moment to review your requirements using the check list below. Your local Conductix representative or our factory sales team will be glad to help you.

If there are terms you are not familiar with, please consult "Spring Reel Basics" Appendix I pg. 40 Appendix and page numbers refer to the Conductix Cable Reel Catalog.

Request Date _____ Sales Person _____
 Company _____ Contact _____
 Title _____
 Tel _____
 Fax _____
 Company Type _____ E-mail _____

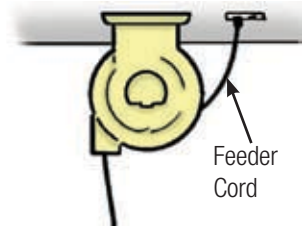
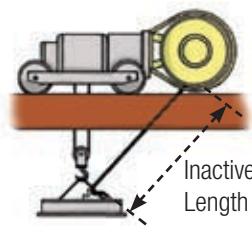
APPLICATION

1. How will the reels be used? (Check One)

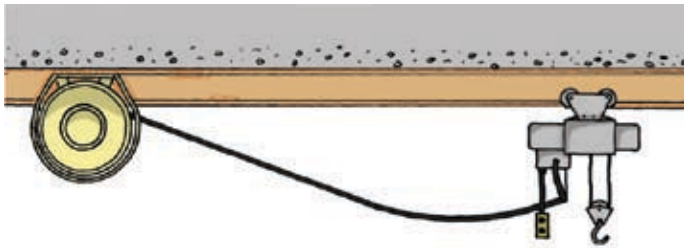
Drag



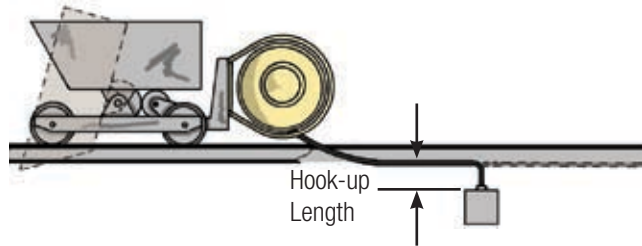
Lift



Stretch



Retrieve



2. Other application information - describe or attach sketch: (e.g.: will the reel need to lift a cable end accessory, or will the cable be run through rollers, etc.).

ENVIRONMENTAL DATA

Describe the environment around the cable reel:

1. Indoors Outdoors Dusty Snow Ice

Sealing Required (if known): NEMA _____, or IP _____

2. Ambient temperature: Min. _____ Max. _____ Deg.F Deg.C To convert C to F, See Appendix II, pg. 41

3. Is there a source of corrosion present? Yes No

If yes, describe the type of corrosive:

4. Is this a hazardous location? If yes, state: NEC Class _____ Div. _____ Group _____

5. Other environmental considerations (vibration, shock loads, etc.)?

Cable Reel Specification Check List

MECHANICAL DATA

1. Duty cycle: times per (How often will the reel payout and retract?)
2. If used to power moving equipment, how fast is the equipment moving? (Feet per min.)
3. What direction will the cable be paid out? Parallel with spool, or At an angle from the spool

Note: Cable must not be paid out more than 15 degrees from parallel with the spool. If this is required, swivel bases or swing-mounts may be required - refer to Pgs. 6, 28, & 29 or contact Conductix.

4. Other mechanical notes: (Will cable be passed through or along devices that might affect the reel's ability to retract the cable? (e.g.: rollers, sheaves)

Note: If duty cycles are high (20,000 cycles or more per year) and/or if the environment is unusually harsh, **premium cable may be required.** Please consult Conductix.

ELECTRICAL DATA

1. Ampacity required: (The amount of amperage the reel/cable needs to handled per conductor.)
- To convert motor horsepower to amperage draw, see **Appendix II Pg. 41**
If reel is supplying power to an **electromagnet**, please consult Conductix.
2. Number of conductors required (with earth ground): (Single phase needs 3 con.; Three-phase needs 4 con.)
3. Wire size/gauge required: AWG Metric (To handle the required amperage, given the number of conductors.)
- To help determine required wire gauge, See **Appendix III, Pg. 42**

4. Cable type needed:
- For cable type information, see **Appendix IV "Cable Types"**, Pg. 43

Operating voltage: (volts) AC DC

Operating frequency: Hz (USA is 60 Hz)

CABLE LENGTH NEEDED Add up these lengths below:

- Active length** (This is the difference between minimum and maximum required operating payout.)
- Inactive length** (This is cable that stays outside the reel, even at full retraction - depends on the application - see drawing on Pg. 4)
- Safety wrap (*)** (This is cable that must stay on the reel at max. payout to avoid damage to the reel.)

*** Normally add 3 ft. for safety wraps, except:**
A 1900-2400 Series or HW40 reel requires 5 ft.
A 3200-3600 Series requires 5 ft.
A Series HW60 requires 7 ft.

- Sag allowance** (For "Stretch" applications only, allow 10% extra cable to account for cable sag.)
- Lift height** (The distance from where the unwound cable will lay up to the reel location.)
- Hook up length** (The amount you will need to make hook-ups at the "free end" of the cable - see drawing on Pg. 4)

Total Length needed (the sum of all lengths listed above)

"Feeder Cord" Length (if needed) (see drawing on Pg. 4)

