

# Festoon Specification Data Sheet

In order for the Festoon System to be designed and perform properly the following Festoon Data is required:

Request Date:	_____	Sales Person:	_____
Company:	_____	Contact:	_____
	_____	Title:	_____
	_____	Telephone:	_____
	_____	Fax:	_____
	_____	E-Mail:	_____

## System Parameters (circle units of measure used)

Crane type: \_\_\_\_\_

CMAA crane class (Pg. 8) \_\_\_\_\_

Travel speed: \_\_\_\_\_ ft/min m/min

Acceleration: \_\_\_\_\_ ft/s<sup>2</sup> m/s<sup>2</sup>

Duty cycle (hr/day): \_\_\_\_\_

Type of Festoon System(s) Required:

Power  Control  Power & Control

## Operating Conditions (circle units of measure used)

Environment:  Indoor  Outdoor

Temperature range (F° C°) \_\_\_\_\_ Min \_\_\_\_\_ Max.

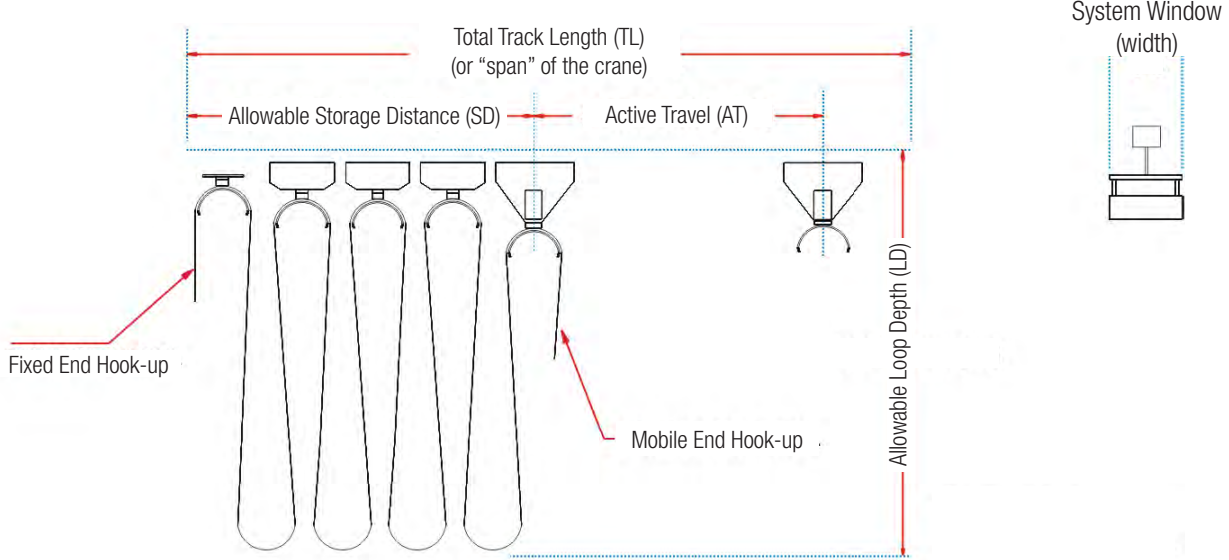
Humidity (%) \_\_\_\_\_

Corrosives? (please list) \_\_\_\_\_

Hazardous location? \_\_\_\_\_

Class, Div., Group: \_\_\_\_\_

## System Dimensions



System Dimensions - Refer to dwg above (circle units of measure used):

TL:	_____	ft	m	System Window:	_____	in.	mm
AT:	_____	ft	m	Fixed end Hook-up:	_____	ft	m
LD:	_____	ft	m	Mobile end Hook-up:	_____	ft	m
SD:	_____	ft	m	I-beam size (if req'd)*:	_____		

\* Or fill out beam

dimensions on Pg. 7.

Type of "Lead" Trolley Req'd:  Tow trolley  Tow clamp  Control Trolley

# Festoon Specification Data Sheet

## Festoon Cable Requirement

Cable Specification:  Flat  Round      Cable Jacket:  Neoprene  PVC

Item	Qty	Cable Type/Description	AWG	# Cond	Dimensions (in)	Wt (lb/ft)
1						
2						
3						
4						
5						
6						
7						
8						

## Accessories / Options Required

Factory Pre-assembly:  yes  no

Cable Cord Grips:  yes  no

Electrical J-Boxes:  yes  no

Factory Pre-wiring (Check one or both):  Fixed End  Mobile End

Electrical J-Box NEMA Rating:

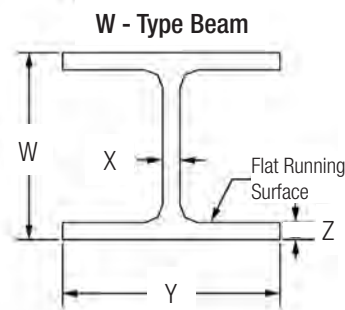
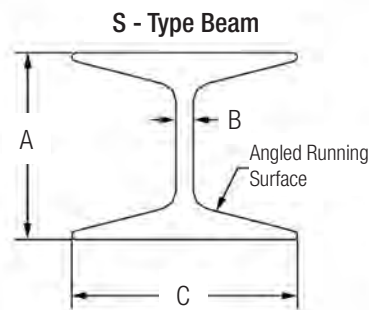
Control Trolley (if required):  No-J-box  J-box  Quick disconnect

Individual Tagging of:  Cables  Conductor

Style of Tagging:  Standard  Laminated  Stainless Steel

## List I-Beam Dimensions - if applicable and if beam type/size not known

US  European



List Beam Dimensions →  
(if beam type / size is not known)

A	
B	
C	

W	
X	
Y	
Z	

Note: Please attach any other information that might help specify the correct festoon system. See Pg.15 for details on how festoons are typically mounted to overhead cranes.

Phone: 800 521 4888 | 402 339 9300  
Fax: 800 780 8329 | 402 339 9627

